



SUBMITTAL DATA SHEET

Job Name:		Contractor:	
Location:		Distributor:	
Engineer:		Date:	
Submitted To:		Model No:	ES90HVP
Schedule ID:		No. of Outlets:	

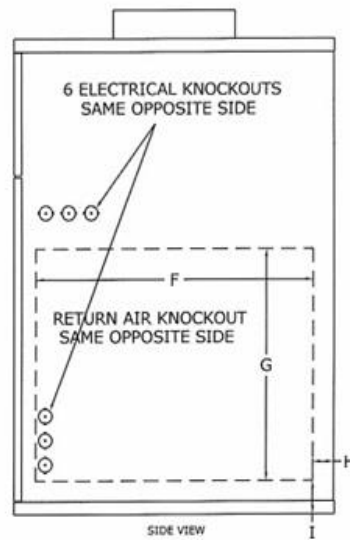
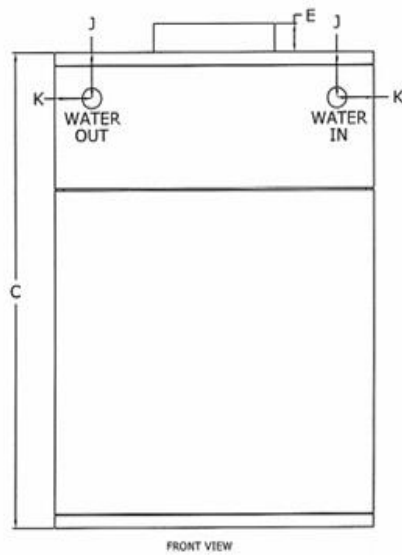
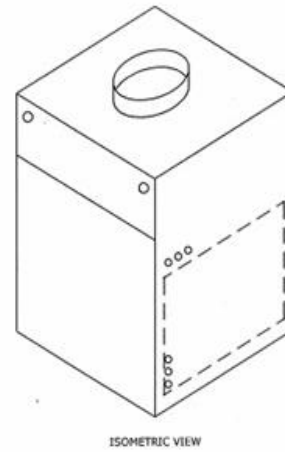
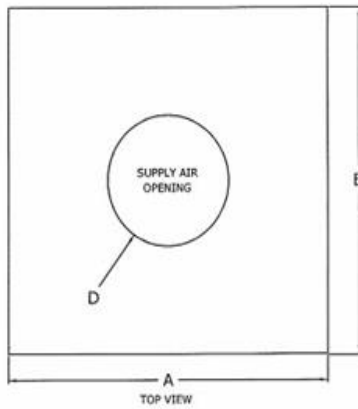
Ecosmart Air Specifications	ES90HVP
BTUH Heating @ 180°F E.W.T	86,559
BTUH Heating @ 170°F E.W.T	78,598
BTUH Heating @ 160°F E.W.T	70,643
BTUH Heating @ 150°F E.W.T	62,695
BTUH Heating @ 140°F E.W.T	54,767
BTUH Heating @ 130°F E.W.T	46,852
Piping Connections Copper (in)	3/4
DX Cooling Capacity (tons)	2 - 2.5
CFM @ 1.5" E.S.P.	830
Supply Voltage	120/1/60
GPM Flow Rating	7
Cabinet Size W x D x H (in)	21 x 21 x 29
Supply Air Opening D (in)	8
Side Return Air Opening W x H (in)	18.3 x 14.3
Recommended Filter Size H x D (in)	16 x 20
Shipping Weight (lb)	95
Shipping Dimensions W x D x H (in)	22 x 24 x 30.5
Minimum No. Outlets	14
Maximum No. Outlets	20
HP (fan)	3/4
FLA (amps)	10.8
MCA (amps)	13
MOP (amps)	20

Features

High Efficiency Air Handler with Constant Pressure Technology (CPT), 3 Stage or Single Stage Heating, Single or 2 Stage Cooling, Multi Position Installation, Hydronic Heating and DX cooling Applications, Constant Torque ECM, Independent Heating and Cooling CFM Adjustment, Low Continuous Fan, DHW Priority Option, Dry Contacts and Switched 24V, Easy installation and Servicing, Bottom or Side Return, Compact Size, Front or Rear Piping Connections, Comprehensive Warranty.



PHYSICAL DATA - INCHES											
Model	Overall Dimensions			Supply Opening		Side Return				Piping Location	
	W x D x H			W x D		F	G	H	I	J	K
	A	B	C	D	E	F	G	H	I	J	K
ES50HVP	14	21	29	8	1.8	18.3	14.3	1.4	2	2.8	2.4
ES90HVP	21	21	29	8	1.8	18.3	14.3	1.4	2	2.8	2.4
ES100HVP	21	21	29	10	1.8	18.3	14.3	1.4	2	2.8	2.4



ES50 Bottom Return Opening Knock Out 12" x 18"
ES90 Bottom Return Opening Knock Out 19" x 18"
ES100 Bottom Return Opening Knock Out 19" x 18"